

MAGNA-TILES® Valentines

This quick and easy printable is packed with funny puns and is perfect for Valentine's Day or as lunchbox notes! Create custom Valentines following the steps below.

STEP 1:

Print your desired pages at 100% scale. The Valentines are sized to fit in the center of classic 3-inch x 3-inch MAGNA-TILES square. No tiles on hand? Take your printable and tape it to a piece of colored construction paper to create a colorful border.



STEP 2:

Cut along the dotted lines of the Valentines.



STEP 3:

Attach the pun panel to one side of the MAGNA-TILES square or piece of construction paper with tape. If passing these out to friends, attach the To/From panel to the back side of the tile.



STEP 4:

Share your Valentines with us on social using **#MAGNATILES!** Whether you create these Valentines for your child's classroom, or just have fun with them at home, we hope you have an amazing Valentine's Day!





You are a
WHEELIE
great friend!



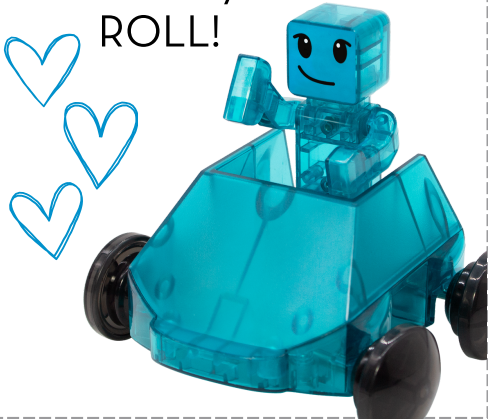
To:



From:



I like how you
ROLL!




To:



From:



RACING by
to say, "Happy
Valentine's
Day!"




To:



From:




You are ROAR-some!

To: _____

From: _____



I think you're DINO-mite!




To: _____

From: _____



You make my heart SAUR!






To: _____

From: _____





 <p>You're BEAR-y cool!</p>	<p>To: _____</p> <p>From: _____</p>
 <p>OWL be your friend forever!</p>	<p>To: _____</p> <p>From: _____</p>
 <p>You're DEER to me!</p>	<p>To: _____</p> <p>From: _____</p>



You're
a-MOO-zing!



To:



From:



HOGS
&
kisses!



To:



From:

You're an
EGG-cellent
friend!



To:



From:



I WHALE-y like you!



To:



From:

Two horizontal lines for writing the recipient and sender names.



You mean SNOW much to me!



To:



From:

Two horizontal lines for writing the recipient and sender names.



I think you're really COOL!



To:












From:

Two horizontal lines for writing the recipient and sender names.










 <p>You are a TON of fun!</p> 	 <p>To: _____</p> <p>From: _____</p>
  <p>I love HANGING around with you!</p>	 <p>To: _____</p> <p>From: _____</p>
  <p>I'm not LION, I think you're a great friend!</p>	 <p>To: _____</p> <p>From: _____</p>





<p>You're TIGER-rific!</p>  	<p>To: </p> <hr/> <p>From:</p> <hr/>
  <p>I'm WILD about you!</p>	<p>To: </p> <hr/> <p>From:</p> <hr/>
<p>HIPPO Valentine's Day!</p>  	<p>To: </p> <hr/> <p>From:</p> <hr/>

